

Models

Model	Filtration drum (mm)		Power (kW)		Max flow (m ³ /hr)
	Inner diam.	Length	Drum	Screw	Standard mesh 0.75 mm (munic.)
GP 500	626,3	507	0,37	0,75	45
GP 1000	626,3	1007	0,37	0,75	90
GP 1500	626,3	1507	0,37	0,75	135
GP 2000	626,3	2007	0,55	0,75	180
GP 2500	626,3	2507	0,55	0,75	225

Main applications

Pre-treatment of waste water at the entrance of municipal and industrial WWTP.



Municipal: GP 1500
Mesh 0,75 mm
Flow: 135 m³/hr



Municipal: GP 2000
Mesh 0,75 mm
Flow: 170 m³/hr



Municipal
3 units for a large flow

Girapac

Rotating drum screen with screw compactor



NORTH AMERICA
ANDRITZ SEPARATION Inc.
Phone: +1 (817) 465 5611
Fax: +1 (817) 468 3961
separation.us@andritz.com

EUROPE
ANDRITZ AG
Phone: +43 (316) 6902 2318
Fax: +43 (316) 6902 92318
separation@andritz.com

CHINA
ANDRITZ (China) Ltd.
Phone: +86 (757) 6663 3419
Fax: +86 (757) 6663 3448
separation.cn@andritz.com

AFRICA
ANDRITZ Delkor (Pty) Ltd.
Phone: +27 (11) 466 2361
Fax: +27 (86) 636 2122
separation.za@andritz.com

SOUTH AMERICA
ANDRITZ SEPARATION Ltda.
Phone: +55 (47) 3387 9110
Fax: +55 (47) 3387 9103
separation.bra@andritz.com

ASIA
ANDRITZ Singapore Pte. Ltd.
Phone: +65 (6512) 1800
Fax: +65 (6863) 4482
separation.sg@andritz.com

AUSTRALIA
ANDRITZ Pty. Ltd.
Phone: +61 (3) 8773 4888
Fax: +61 (3) 8773 4899
separation.au@andritz.com

www.andritz.com

Girapac

Rotating drum screen with screw compactor

The Girapac is a fully enclosed compact unit for the full pre-treatment of waste water of small sized municipal and industrial sewage treatment plants.

Three main functions

- Solid-liquid separation
- Compacting
- Bagging of one waste

Its advantages

- Reduced investment
- Easy installation
- Very simple maintenance

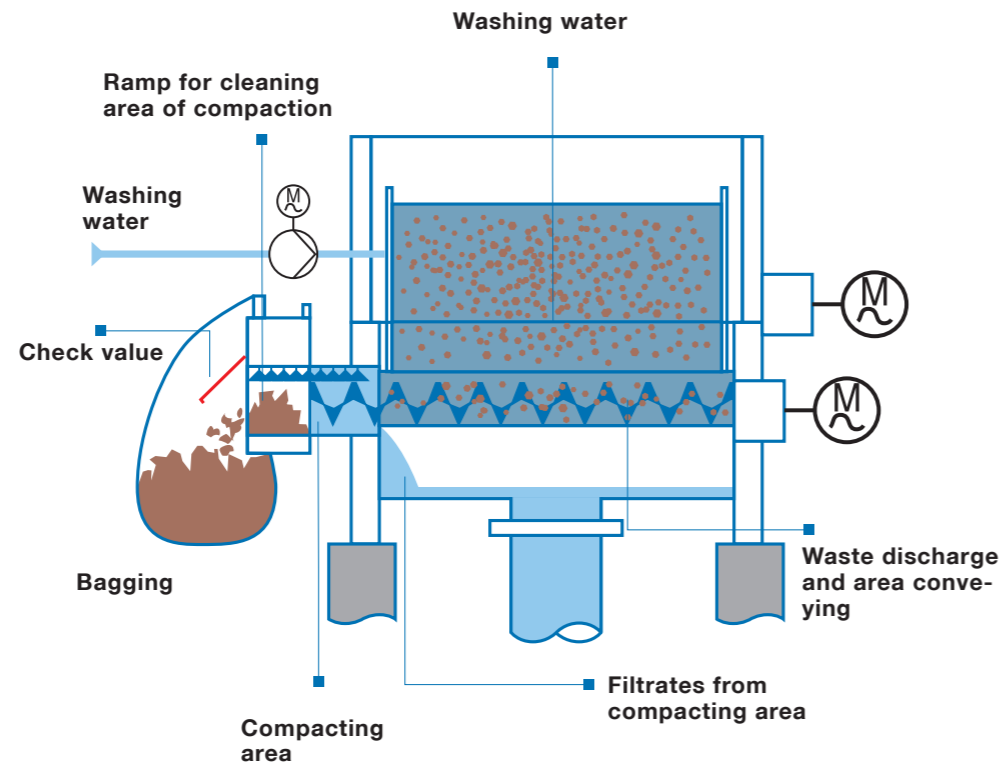
Operating principle

The effluent feeds a distribution tank before passing over the upper part of the filter drum. The effluent goes through the filter screen and waste particles, bigger than the mesh, are deposited on the drum and carried away towards the discharge zone. Removed particles in contact with the scraper fall into the screw compactor.

The water falls through the lower part of the drum and thus insures the selfcleaning of the filter screen by eliminating the last impurities. An internal washing ramp is used to complete the cleaning of the drum. The waste, which is conveyed by a shaftless screw towards a compacting zone, is retained in the strainer thanks to a check valve.

The pressure exerted by the valve, fitted with springs, allows the compacting to be controlled: The compacted waste, which is pushed by the screw through the valve, falls into a plastic bagging unit.

Filtrates generated by the compacting zone are connected with the drum filtrates tank.



Construction

1. The rotary drum

Made in stainless steel, it consists of the helical winding of a triangular section wire around a supporting generatrix. It enables the treatment of high hydraulic outputs with minimal head loss (Venturi effect). The drum is generally available from 0.25 mm to 2 mm meshes.

2. The washing system

The standard drum is equipped with an efficient washing system.


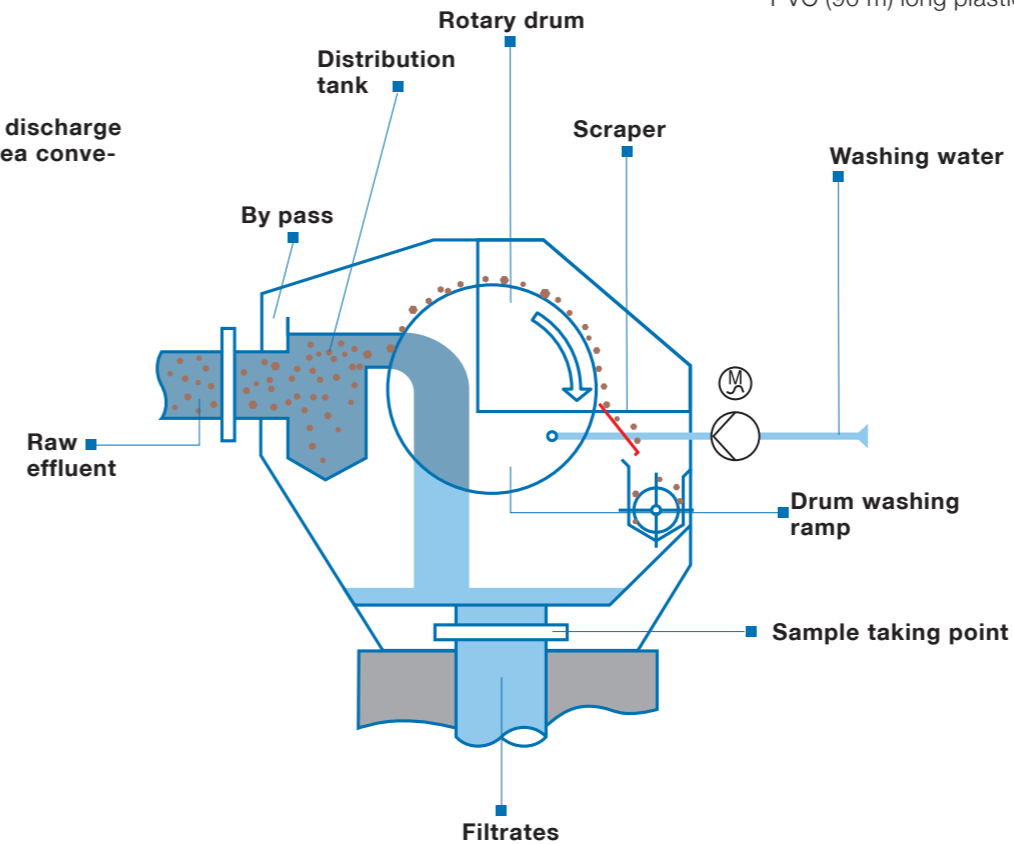
3. The scraper

It removes waste from the drum. A manual system allows the waste to be released from the scraper.

The screw compactor

It is composed of:

- A stainless steel trough lined with a PEHD wear plate.
- A shaftless screw in high resistant steel.
- A compacting chamber with a removable strainer in stainless steel equipped as standard with a washing zone, a compacting flap and a cover with two pad-locakble fasteners. It ensures draining and volume decreasing of the waste.
- A stainless steel adapter supporting a PVC (90 m) long plastic bags.



The frame

The above components are assembled on an all stainless steel welded frame. The equipment is totally enclosed. The front cover, closed by one or two fasteners, is equipped as standard with a safety detector in accordance with CE Norm. The back cover, closed by bolts, allows access to the distribution tank on all the length of Girapac. The by-pass is sized for the total feed flow. The equipment is equipped as standard with a draincock, allowing draining of the distribution tank, with a filtrate sample take-off for sampling campaigns and with a local emergency stop push button.

Options

- Hydraulic connections: Two solenoid valves and piping.
- Connections for only one water feed point.
- Electric pre-wiring: Supplying of a level probe and a connection box for motors and instrumentation wiring.
- High pressure washing ramp.
- Vertical discharge pipe for the compacted waste.
- Stainless steel heightening feet.